

Specialty shapes are available in louver model and blade design listed below. See the louver model submittal sheet for the blade shape detail.

**Models**

- ESJ-202
- ESJ-401
- ESK-402
- ESD-403
- EDD-401
- ESJ-602
- ESK-602
- ESD-603
- EDD-601

Special shaped louvers are not AMCA tested for water penetration and air flow resistance. Conservative air flows should be used when sizing louvers to help prevent water carry over.

**Standard Construction**

- Frame: Heavy gauge 6063T5 extruded aluminum
- Blades: Heavy gauge 6063T5 extruded aluminum positioned at 45° angles
- Birdscreen: 3/4" x .051" flattened expanded aluminum. Screen is mounted on inside (rear)
- Finish: Mill
- Minimum Size: 20" Diameter. Consult Greenheck if smaller sizes are required.

**Options (at additional cost)**

- Flanged frame
- A variety of bird and insect screens
- A variety of architectural finishes including:
  - Clear anodize
  - Integral color anodize
  - Baked enamel
  - Kynar
- 0.125" nominal wall thickness

\* W & H Dimensions furnished approximately 1/4" under size.

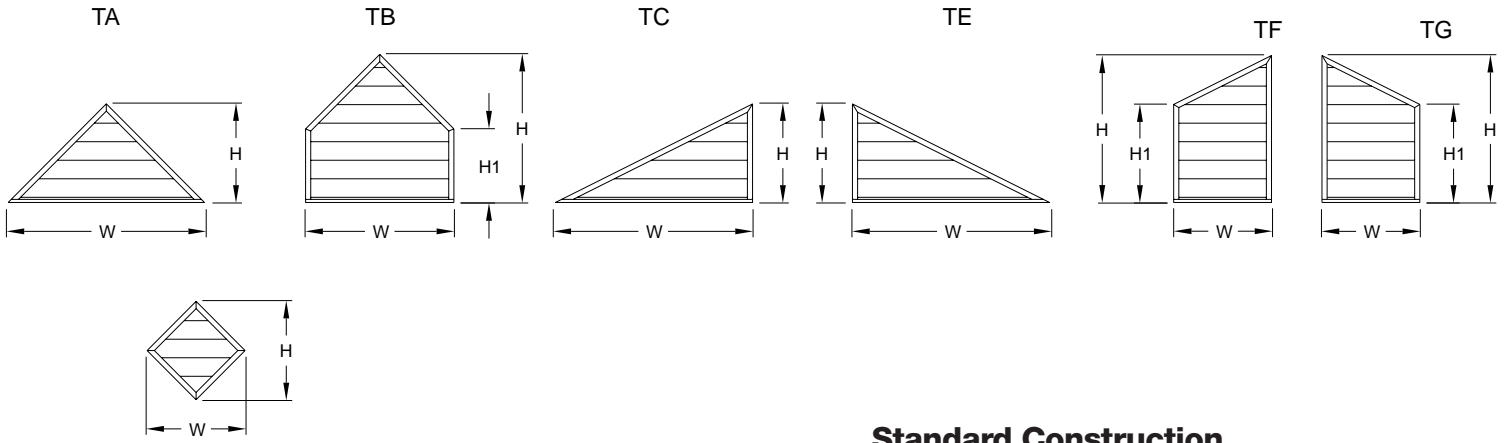
Qty.	Model	Shape						Size			Options
		A	B	C	D	E	F	W	H	H <sub>1</sub>	

Project: \_\_\_\_\_

Location: \_\_\_\_\_

Contractor: \_\_\_\_\_

Design Specifier: \_\_\_\_\_

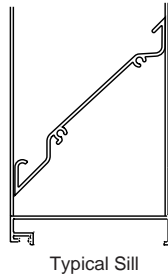
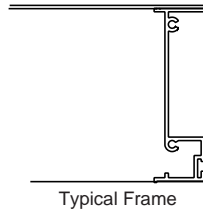


Specialty shapes are available in louver model and blade design listed below. See the louver model submittal sheet for the blade shape detail.

### Models

ESJ-202  
ESJ-401  
ESK-402  
ESD-403  
EDD-401  
ESJ-602  
ESK-602  
ESD-603  
EDD-601

Special shaped louvers are not AMCA tested for water penetration and air flow resistance. Conservative air flows should be used when sizing louvers to help prevent water carry over.



### Standard Construction

Frame: Heavy gauge 6063T5 extruded aluminum  
Blades: Heavy gauge 6063T5 extruded aluminum positioned at 45° angles  
Birdscreen: 3/4" x .051" flattened expanded aluminum. Screen is mounted on inside (rear)  
Finish: Mill

### Options (at additional cost)

- Flanged frame
- A variety of bird and insect screens
- A variety of architectural finishes including:
  - Clear anodize
  - Integral color anodize
  - Baked enamel
  - Kynar
- 0.125" nominal wall thickness

\* W & H Dimensions furnished approximately 1/4" under size.

Qty.	Model	Shape						Size			Options
		A	B	C	D	E	F	W	H	H <sub>1</sub>	

Project: \_\_\_\_\_

Location: \_\_\_\_\_

Contractor: \_\_\_\_\_

Design Specifier: \_\_\_\_\_