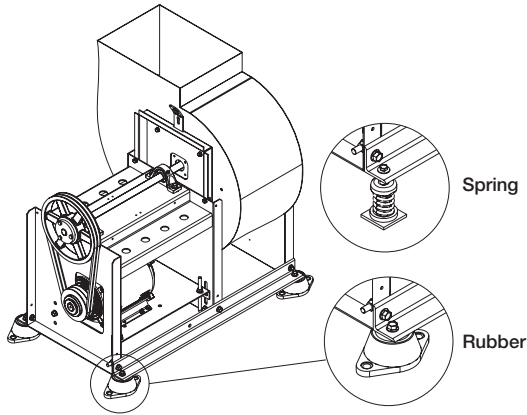


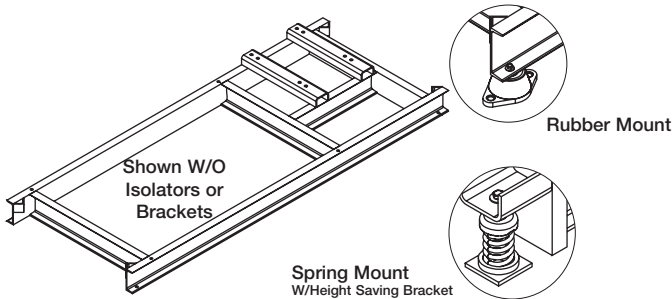
Mounting Options

The mounting options shown on this page (type A and B) relate to the Selection Guide For Vibration Isolation as published in the latest ASHRAE applications handbook, HVAC Applications-Sound and Vibration Control.



DIRECT MOUNT - TYPE A

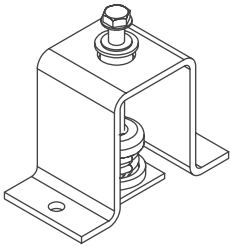
No base required. Isolators are attached directly to equipment. Direct isolation can be used if equipment is unitary and rigid without the use of additional support. Direct isolation is not recommended for equipment having large overhung loads (e.g. motors on Arr. 9 fans). If there is any doubt that equipment can be supported directly on isolators, use rails, bases or consult the factory.



STRUCTURAL BASES - TYPE B2

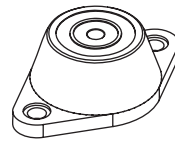
Structural steel bases consist of structural steel members welded into a rigid one piece base. Motor slide rails are included where applicable. Bases are required for all Arr. 1 and 3 fans with independently mounted motors. Structural steel bases are available without isolators, with rubber mounts or with spring mounts. All structural steel bases with spring mounts incorporate height saving brackets.

Quick Build bases are standard dimensions with factory supplied motor and drives.



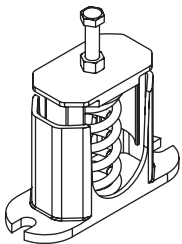
RESTRAINED SPRING MOUNTS - TYPE 4A 1 in. DEFLECTION

Restrained spring isolators consist of laterally stable, free-standing springs assembled into a steel housing. These assemblies are designed for vertical and horizontal motion restraint. Restrained spring isolators can be used for blocking during equipment installation and are provided with leveling bolts. Springs provide 50% overload capacity and are color coded or identified to indicate load capacity. Restrained spring mounts are recommended for equipment subject to wind loading or large torquing forces.



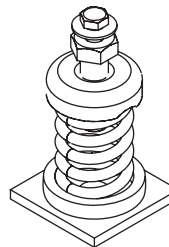
RUBBER MOUNTS - TYPE 2 1/4 in. & 1/2 in. DEFLECTION

Neoprene mountings consist of a steel top plate and base plate completely embedded in colored (oil-resistant) neoprene for easy identification of capacity. Neoprene mountings are furnished with a tapped hole in the center. This enables the equipment to be bolted securely to the rubber mount.



HOUSED SPRING MOUNTS - TYPE 4B 1 in. DEFLECTION

Housed spring isolators consist of steel springs assembled into a telescoping housing with a top mounted adjusting bolt and an acoustical non-skid base. Housed spring isolators include resilient inserts to prevent metal-to-metal contact and provide snubbing for side loads. Springs provide an additional 50% overload capacity and are color coded or identified to indicate load capacity.



FREE-STANDING OPEN SPRING MOUNTS TYPE 3 1 in. DEFLECTION

Free-standing spring isolators are unhoused laterally stable steel springs. They provide a minimum horizontal stiffness of 0.8 times the rated vertical stiffness and provide an additional 50% overload capacity. These isolators are equipped with a top mounted adjusting bolt and an acoustical non-skid base. Springs are color coded or identified to indicate load capacity.

ARR	FAN TYPE	MOUNTING SELECTION	
		DIRECT MOUNT (TYPE A)	STRUCTURAL BASE (TYPE B2)
1	AF/BISW		X
	IPA/O/W		X
3	AF/BISW		X
	AF/BIDW		X
4	SFD	X	
9	AF/BISW	X	X
	IPA/O/W		X
10	SFB/SWB	X	
	AF/BISW	X	X
	AF/BISW		X
	IPA/O/W	X	X