



SSFSDR-511

Combination Fire Smoke Dampers

Round Stainless Steel Blade

UL 555S Leakage Class I

UL 555 1 1/2 Hour Fire Resistance Rating

Application

Model SSFSDR-511 is a combination fire smoke damper constructed out of 304 stainless steel with round style blades. The SSFSDR-511 has been qualified to 3000 fpm (15.2 m/s) and 4 in. wg (1 kPa) for operation and dynamic closure in emergency fire smoke situations. Model SSFSDR-511 may be installed vertically (with blades running horizontal) or horizontally and is rated for airflow and leakage in either direction.

Ratings

UL 555 Fire Resistance Rating

- Fire Rating: 1 1/2 Hour
- Dynamic Closure Rating: Actual ratings are size dependant
- Maximum Velocity: 3000 fpm (15.2 m/s)
- Maximum Pressure: 4 in. wg (1 kPa)

UL 555S Leakage Rating

- Leakage Class: I
- Operational Rating: Actual ratings are actuator dependant
- Maximum Velocity: 3000 fpm (15.2 m/s)
- Maximum Pressure: 4 in. wg (1 kPa)
- Maximum Temperature: 350° F (177°C) —Depending on actuator

Standard Construction

- Frame/Sleeve:** 20 ga. (1mm) 304 stainless steel integral sleeve
- Blades:** Double skin 304 stainless steel (14 ga. [2mm] equivalent) round style blades
- Seals:** Extruded silicone rubber blade seals
- Linkage:** 304 stainless steel - concealed in jamb
- Axles:** 1/2 in. (13mm) dia. 304 stainless steel
- Bearings:** 304 stainless steel sleeve type
- Fusible Link:** UL listed 165°F (74°C) -not 304SS

Size Limitations

- Minimum Size:** 6 in. (152mm) diameter
- Maximum Size:** 24 in. (610mm) diameter

Optional Features

- OCI (Open closed indication switches) -not 304SS
- 165° F (74°C), 212° F (100°C), and 350° F (177°C) RRL available - not 304SS.
- TOR (remote override of 165° F (74°C) closure allows damper to perform smoke management functions during a fire emergency) -not 304SS.
- Electric or pneumatic actuators to accomplish smoke management and system functions.
- One retainer plate required, additional retainer plate available.
- 14 ga. (2mm) or 16 ga. (1.5mm) sleeve available

Model SSFSDR-511 meets the requirements for fire dampers, smoke dampers and combination fire smoke dampers established by:

National Fire Protection Association

NFPA Standards 80, 90A, 92A, 92B, 101 & 105

IBC International Building Codes

New York City (MEA listing #260-91-M)

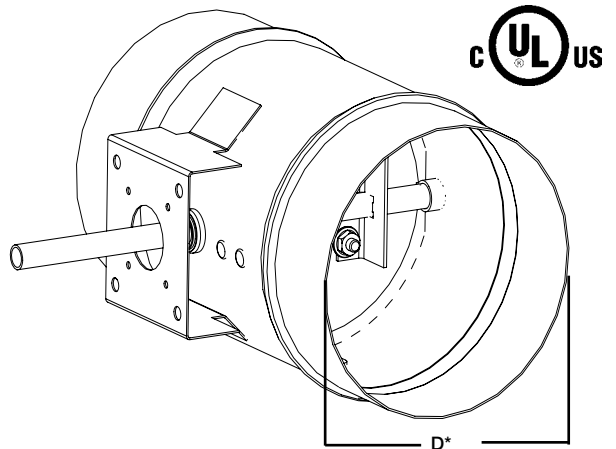
SBCCI Standard Building Codes

California State Fire Marshall

- Listing #: 3225-0981:112 (fire)
- Listing #: 3230-0981:113 (smoke)

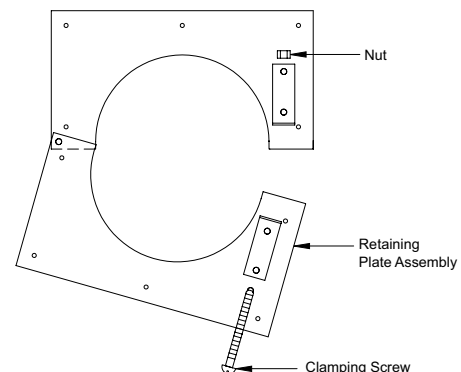
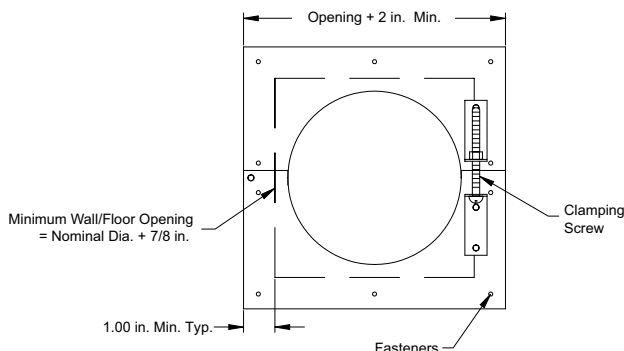
"UL CLASSIFIED (see complete marking on product)"
"UL CLASSIFIED to Canadian safety standards (see complete marking on product)"

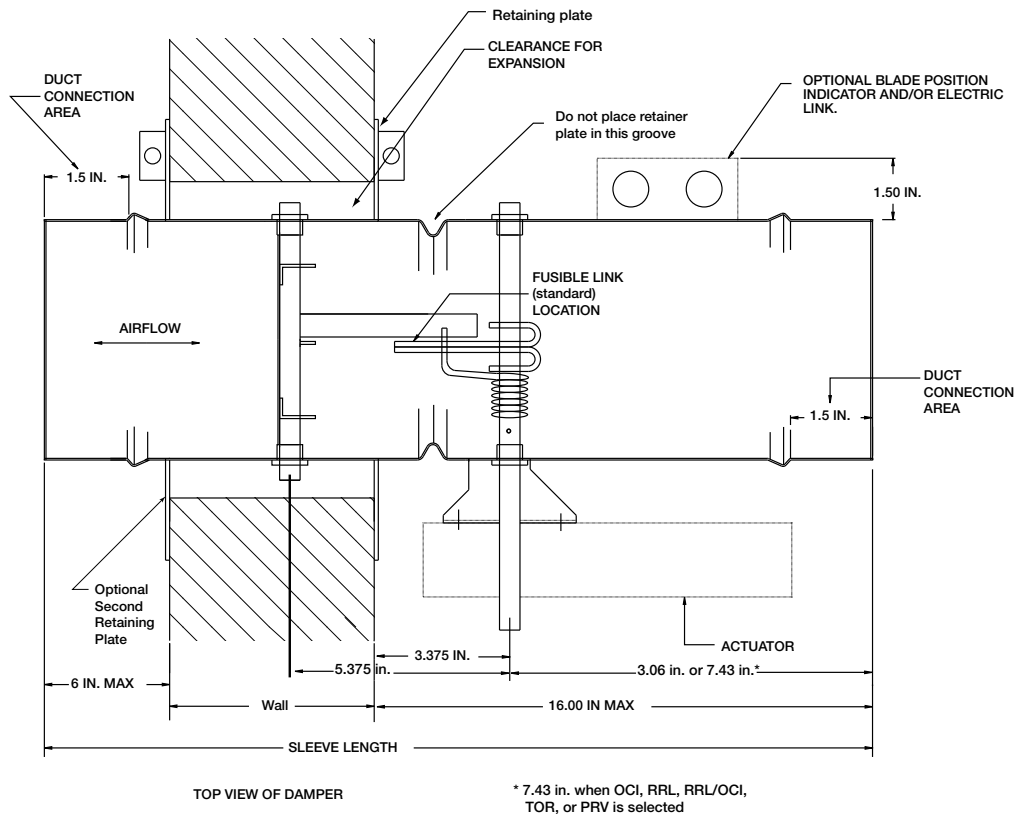
- Standard 555 (Listing #R13317)
- Standard 555S (Listing #R13447)



* Dimensions furnished approximately 1/8 in. (3mm) undersize.

Installation instructions available at www.greenheck.com.





Specifications

True Round Combination Fire Smoke Dampers meeting the following specifications shall be furnished and installed where shown on plans and/or as described in schedules. Dampers shall meet the requirements of the latest edition of NFPA 80, 90A, 92A, 92B, 101, & 105.

Damper shall be constructed of 20 ga. (1mm) 304 stainless steel frame/sleeve; blades constructed of double skin 304 stainless steel round style blade; silicone rubber blade seal; stainless steel linkage; ½ in. stainless steel axle; stainless steel bearings. Damper is provided with one retainer plate.

Dampers shall be tested, rated and labeled in accordance with the latest edition of UL standards 555 and 555S. Dampers shall have a UL555 fire rating of 1½ hours. Each damper shall be equipped with a heat responsive device, which has been tested and approved for use with the damper assembly in accordance with UL555. The heat responsive device shall have a temperature rating of (specifier select one of the following) 165°F (74°C), 212°F (100°C), 286°F (141°C), or 350°F (177°C).

Dampers shall be UL labeled for use in dynamic systems. The damper shall have a dynamic closure airflow rating equal to or greater than the airflow at the dampers installed location and a dynamic closure pressure rating of 4 in. wg (1kPa). All UL555 and UL555S dynamic closure and leakage ratings shall be qualified for airflow and pressure in either direction through

the damper. UL ratings shall allow for mounting damper vertically or horizontally.

Dampers shall have a UL555S leakage rating of Class I and a temperature rating of 350°F (177°C). Dampers shall have a UL555S operational airflow rating equal to or greater than the airflow at its installed location and an operational pressure rating of 4 in. wg (1kPa). Damper actuators shall be factory mounted and qualified for use with the damper in accordance with UL555S. Damper actuators shall be (specifier select one of the following) electric type for 120 or 24 volt operation and pneumatic type for 25 psi minimum (30 psi maximum) operation. Manufacturer's submittal data shall indicate actuator space requirements around the damper.

The Damper manufacturer's submittal data shall certify all air performance pressure drop data is tested in accordance with the AMCA certified ratings program for test figures 5.2, 5.3, and 5.5. Damper air performance data shall be developed in accordance with the latest edition of AMCA Standard 500-D.

Basis of design is Greenheck's model SSFSDR-511.

