

This pressure drop testing was conducted in accordance with AMCA Standard 500-D using the three configurations shown. All data has been corrected to represent standard air at a density of .075 lb/ft³ (1.201 kg/m³).

Actual pressure drop found in any HVAC system is a combination of many factors. This pressure drop information along with an analysis of other system influences should be used to estimate actual pressure losses for a damper installed in a given HVAC system.

AMCA Test Figures

Figure 5.3 Illustrates a fully ducted damper. This configuration has the lowest pressure drop of the three test configurations because entrance and exit losses are minimized by straight duct runs upstream and downstream of the damper.

Figure 5.2 Illustrates a ducted damper exhausting air into an open area. This configuration has a lower pressure drop than Figure 5.5 because entrance losses are minimized by a straight duct run upstream of the damper.

Figure 5.5 Illustrates a plenum mounted damper. This configuration has the highest pressure drop because of extremely high entrance and exit losses due to the sudden changes of area in the system.

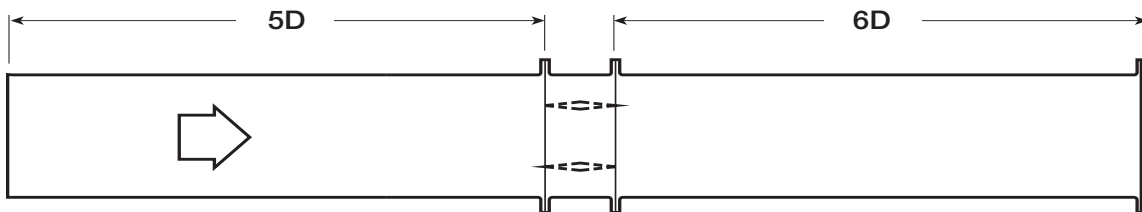


Figure 5.3

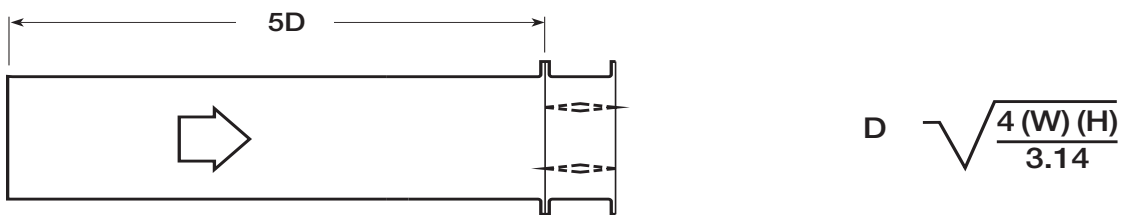


Figure 5.2

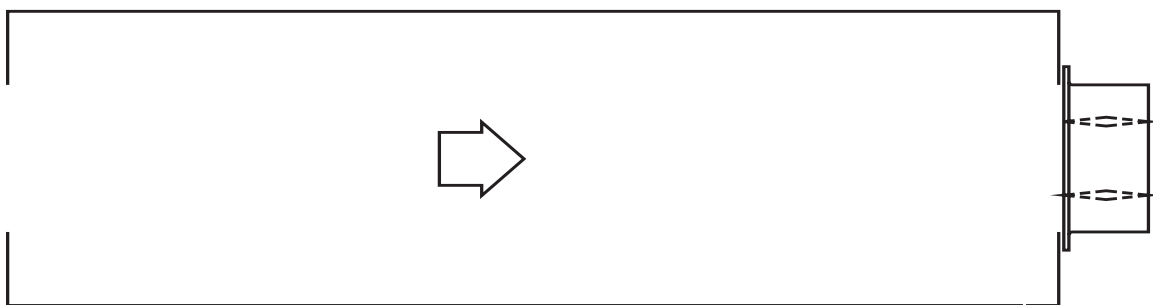


Figure 5.5

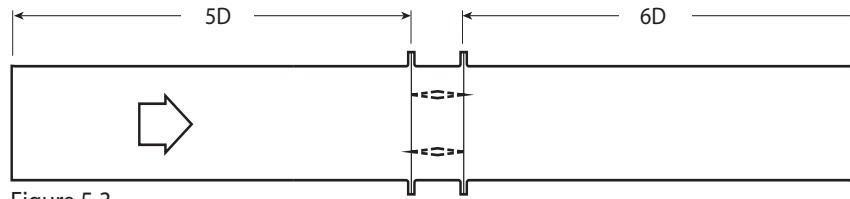
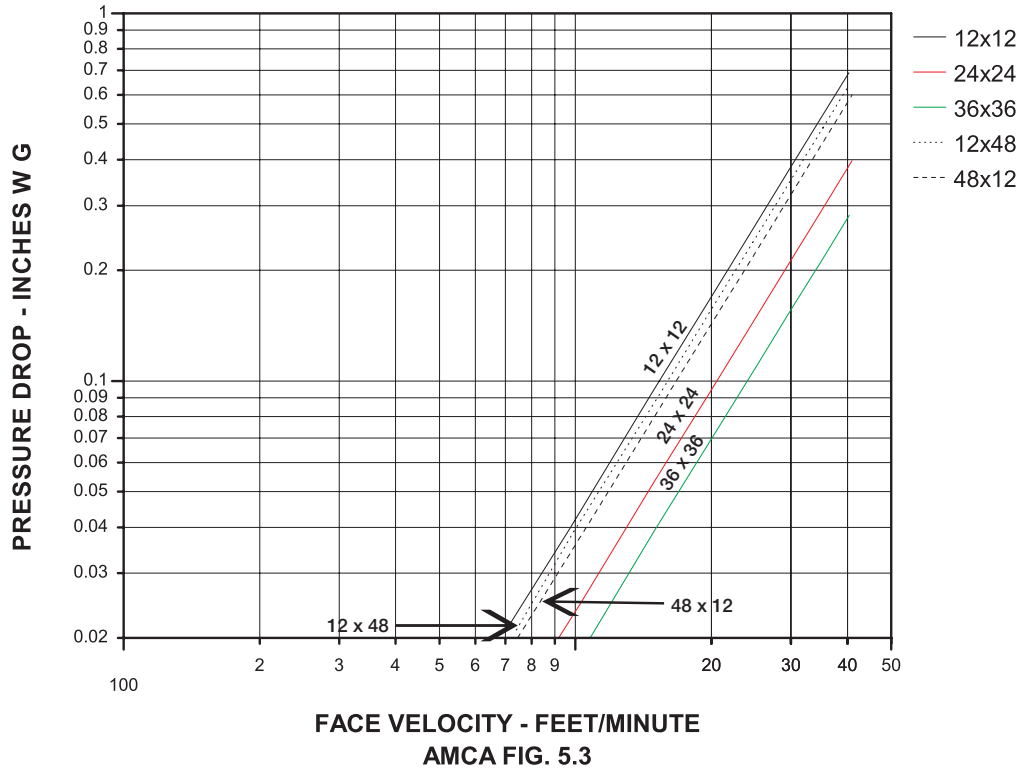


Figure 5.3



12 x 12 (305mm x 305mm)	
Velocity (fpm)	Pressure Drop (in. wg)
719.7	.02
975	.04
1478	.09
2002	.17
2501	.27
2991	.38
3502	.52
4030	.69

24 x 24 (610mm x 610mm)	
Velocity (fpm)	Pressure Drop (in. wg)
734.2	.01
1029	.03
1490	.05
1983	.10
2493	.15
3081	.23
3524	.29
4093	.40

36 x 36 (914mm x 914mm)	
Velocity (fpm)	Pressure Drop (in. wg)
995.1	.02
1494	.04
2048	.07
2522	.11
3016	.16
3517	.21
4035	.28

12 x 48 (305mm x 1219mm)	
Velocity (fpm)	Pressure Drop (in. wg)
739.9	.02
992	.04
1544	.09
2006	.16
2472	.24
3010	.36
3531	.49
4019	.63

48 x 12 (1219mm x 305mm)	
Velocity (fpm)	Pressure Drop (in. wg)
744.7	.02
1056	.04
1568	.09
2027	.15
2510	.23
3020	.33
3539	.45
4100	.60

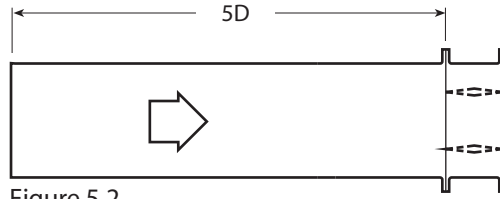
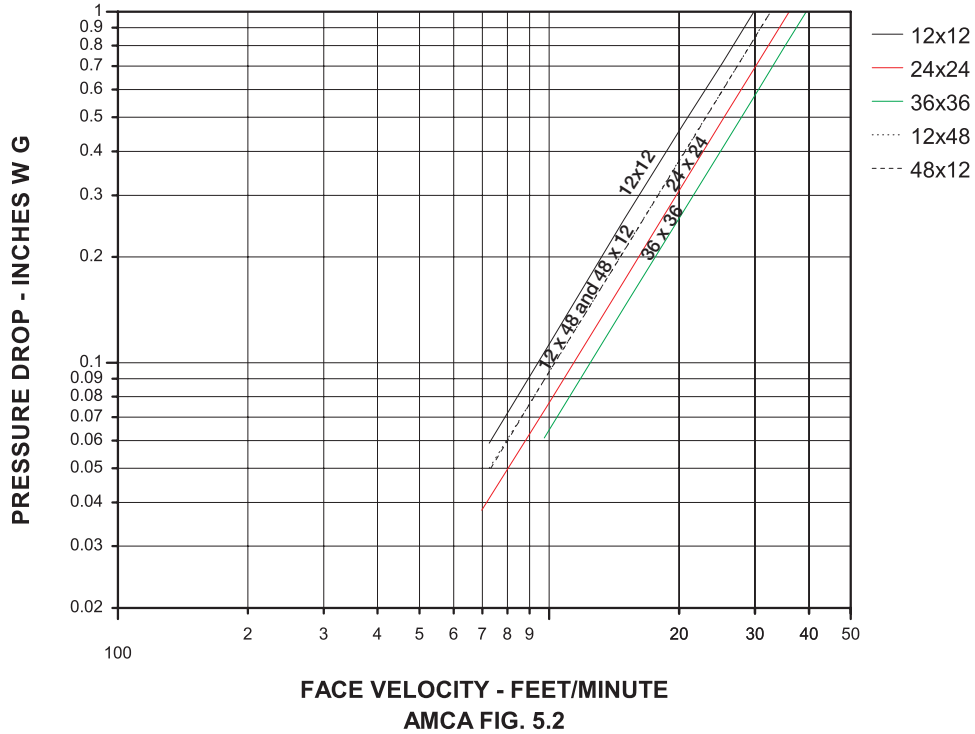


Figure 5.2



FACE VELOCITY - FEET/MINUTE
AMCA FIG. 5.2

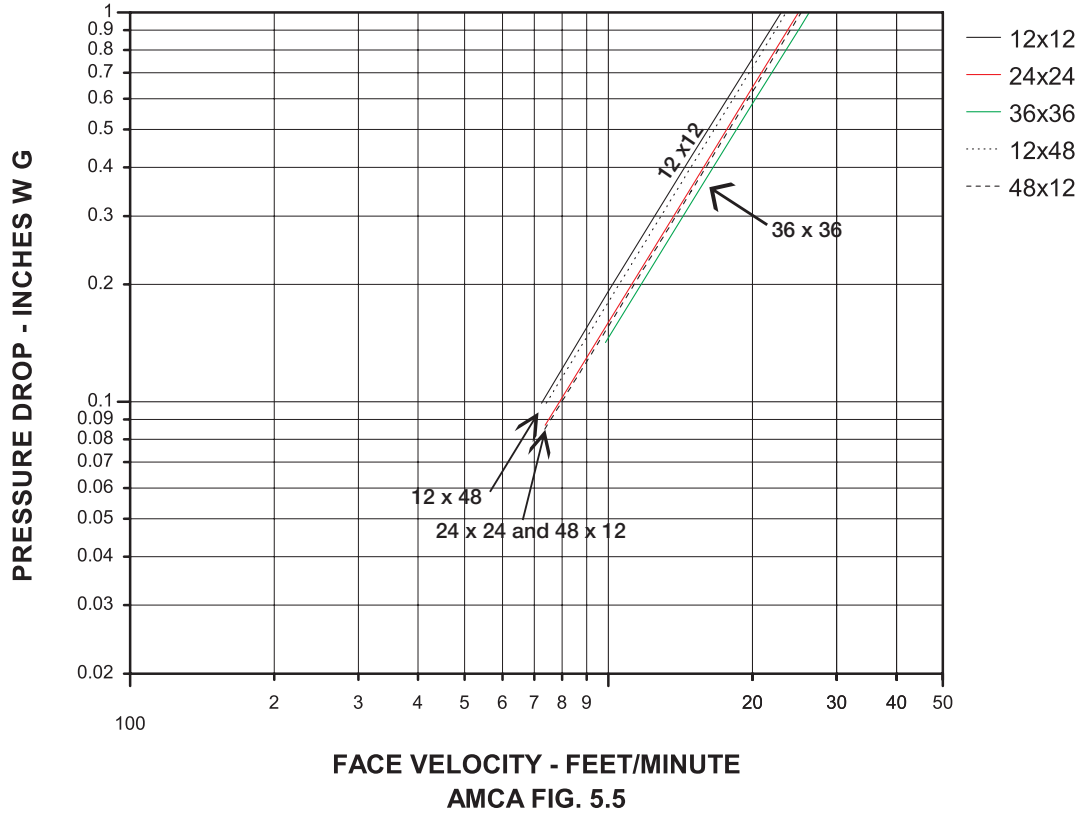
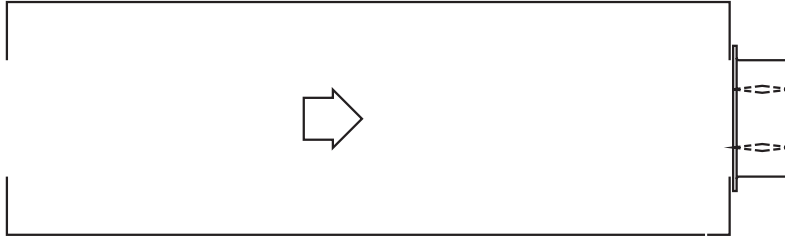
12 x 12 (305mm x 305mm)	
Velocity (fpm)	Pressure Drop (in. wg)
725.7	.06
986.7	.11
1492	.26
2050	.48
2479	.72
3017	1.02
3518	1.40
4041	1.84

24 x 24 (610mm x 610mm)	
Velocity (fpm)	Pressure Drop (in. wg)
697.8	.04
994.1	.08
1490	.17
1992	.31
2518	.49
3015	.70
3493	.94
4050	1.27

36 x 36 (914mm x 914mm)	
Velocity (fpm)	Pressure Drop (in. wg)
974.3	.06
1510	.15
2012	.26
2515	.41
3030	.59
3516	.80
4030	1.04

12 x 48 (305mm x 1219mm)	
Velocity (fpm)	Pressure Drop (in. wg)
725.3	.05
1005	.10
1509	.21
1997	.38
2488	.58
2976	.83
3538	1.18
4057	1.55

48 x 12 (1219mm x 305mm)	
Velocity (fpm)	Pressure Drop (in. wg)
731.8	.05
977.2	.09
1472	.20
1988	.37
2493	.58
3012	.85
3528	1.17
4097	1.58



12 x 12 (305mm x 305mm)	
Velocity (fpm)	Pressure Drop (in. wg)
724.5	.10
993.7	.19
1488	.43
1943	.72
2501	1.18
2969	1.66
3503	2.30
4183	3.30

24 x 24 (610mm x 610mm)	
Velocity (fpm)	Pressure Drop (in. wg)
737.1	.09
1003	.16
1499	.36
2018	.65
2472	.98
3010	1.45
3515	1.97
4066	2.64

36 x 36 (914mm x 914mm)	
Velocity (fpm)	Pressure Drop (in. wg)
986.3	.14
1529	.34
2030	.60
2520	.92
3006	1.31
3557	1.85
4022	2.37

12 x 48 (305mm x 1219mm)	
Velocity (fpm)	Pressure Drop (in. wg)
741.7	.10
1004	.18
1510	.41
1992	.72
2516	1.14
2980	1.61
3528	2.25
4040	2.95

48 x 12 (1219mm x 305mm)	
Velocity (fpm)	Pressure Drop (in. wg)
735.4	.09
993.3	.15
1492	.35
2011	.63
2487	.97
2995	1.40
3502	1.92
4032	2.541

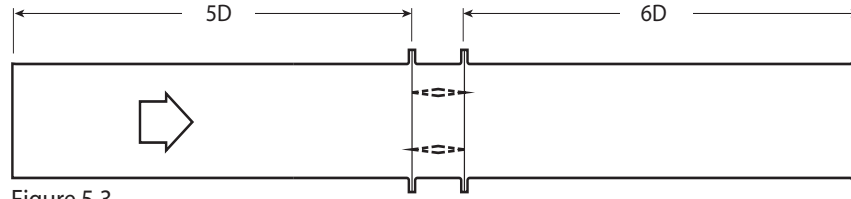
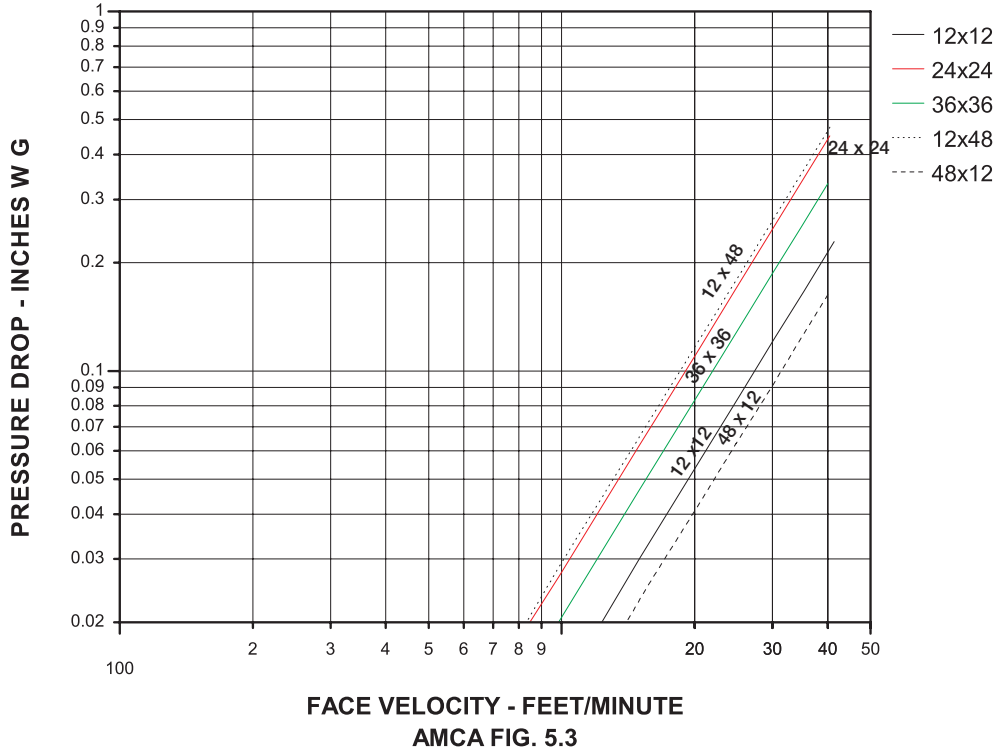


Figure 5.3



AMCA FIG. 5.3

12 x 12 (305mm x 305mm)	
Velocity (fpm)	Pressure Drop (in. wg)
751	.01
1002	.02
1498	.03
2009	.05
2540	.09
3043	.12
3538	.17
4137	.23

24 x 24 (610mm x 610mm)	
Velocity (fpm)	Pressure Drop (in. wg)
729.9	.02
989.3	.03
1485	.06
2009	.11
2475	.17
3042	.26
3578	.35
4047	.45

36 x 36 (914mm x 914mm)	
Velocity (fpm)	Pressure Drop (in. wg)
983.6	.02
1487	.05
2026	.09
2487	.13
2993	.19
3482	.25
4004	.33

12 x 48 (305mm x 1219mm)	
Velocity (fpm)	Pressure Drop (in. wg)
725.1	.02
994.8	.03
1493	.07
1996	.12
2456	.18
3028	.27
3540	.36
4051	.48

48 x 12 (1219mm x 305mm)	
Velocity (fpm)	Pressure Drop (in. wg)
742.5	.01
1059	.01
1556	.03
1979	.04
2485	.06
2998	.09
3533	.13
4030	.17

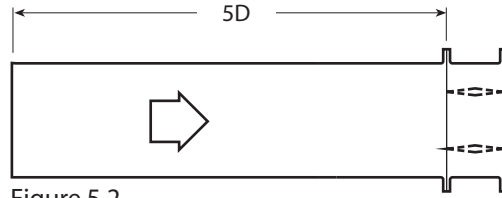
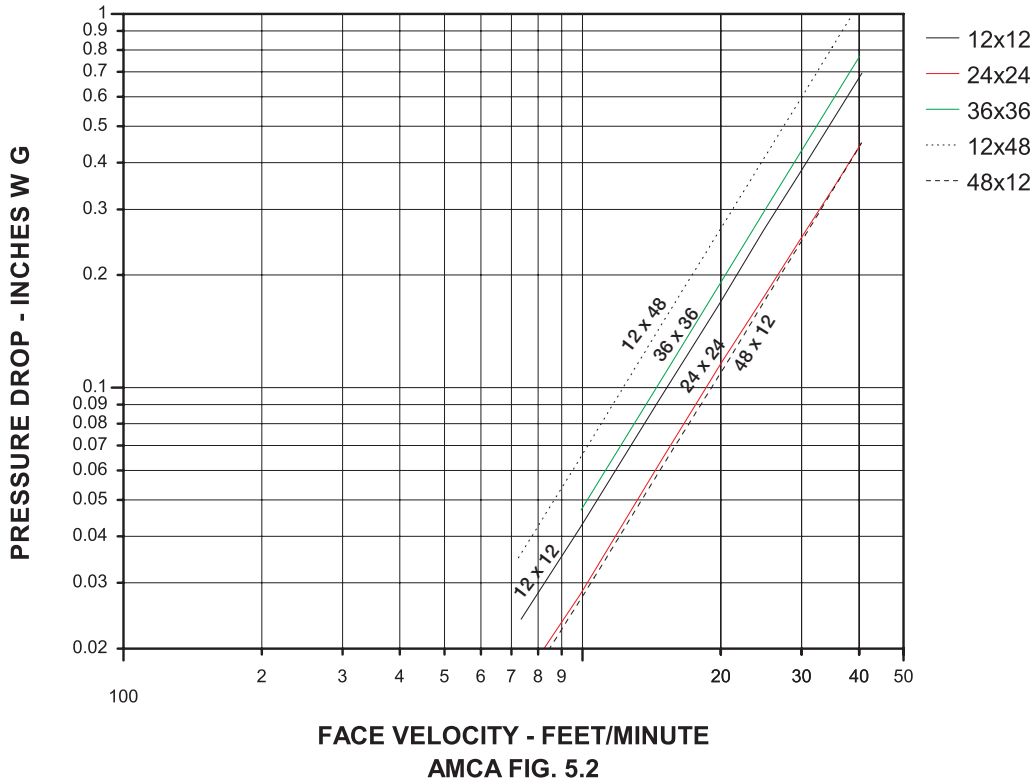


Figure 5.2



FACE VELOCITY - FEET/MINUTE
AMCA FIG. 5.2

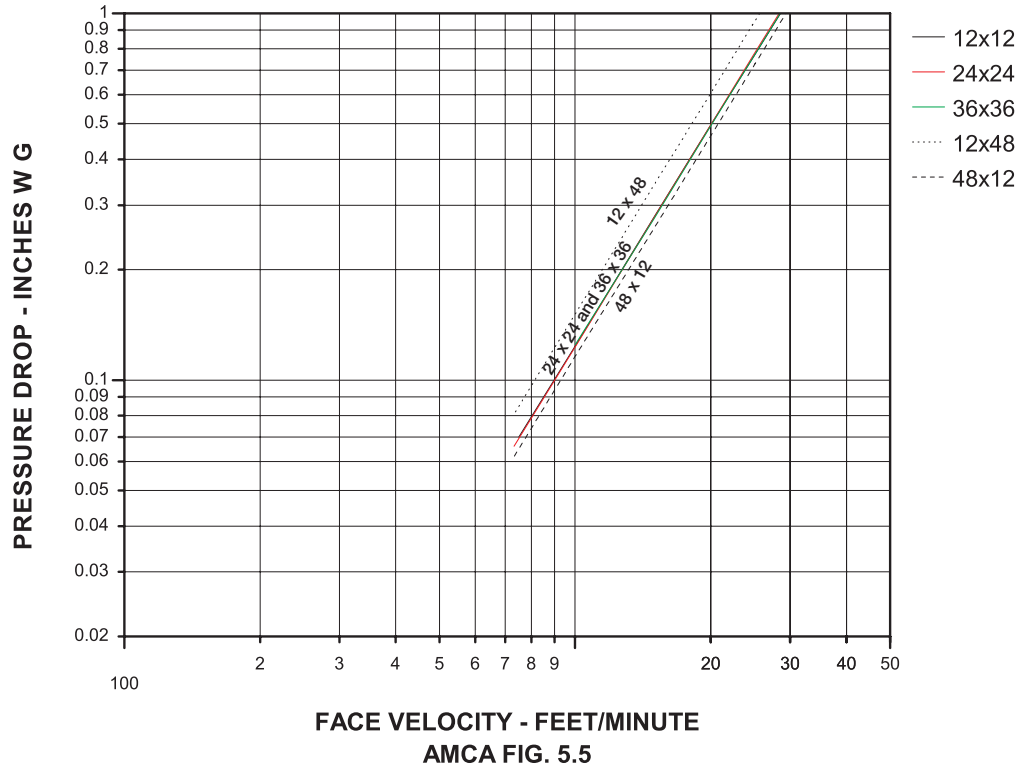
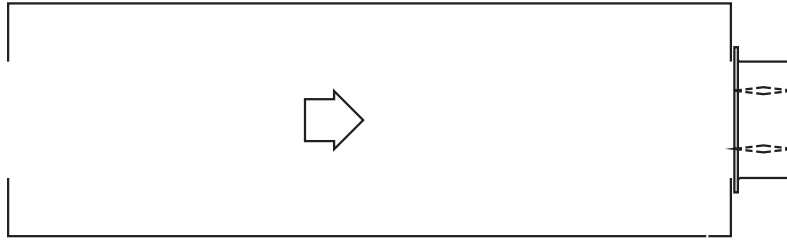
12 x 12 (305mm x 305mm)	
Velocity (fpm)	Pressure Drop (in. wg)
735.1	.02
985.7	.04
1471	.09
1982	.17
2482	.26
2961	.37
3489	.52
4060	.69

24 x 24 (610mm x 610mm)	
Velocity (fpm)	Pressure Drop (in. wg)
729.9	.02
989.3	.03
1485	.06
2009	.12
2475	.17
3042	.26
3578	.35
4047	.45

36 x 36 (914mm x 914mm)	
Velocity (fpm)	Pressure Drop (in. wg)
992.4	.05
1519	.11
2026	.20
2492	.30
3012	.43
3526	.60
4019	.77

12 x 48 (305mm x 1219mm)	
Velocity (fpm)	Pressure Drop (in. wg)
724.2	.04
982.7	.06
1523	.16
1983	.26
2480	.41
3060	.62
3499	.82
4062	1.10

48 x 12 (1219mm x 305mm)	
Velocity (fpm)	Pressure Drop (in. wg)
731.8	.05
977.2	.09
1472	.20
1988	.37
2493	.58
3012	.85
3528	1.17
4097	1.58



12 x 12 (305mm x 305mm)	
Velocity (fpm)	Pressure Drop (in. wg)
749.9	.07
1001	.12
1502	.28
1977	.49
2499	.77
2995	1.10
3487	1.49
4089	2.05

24 x 24 (610mm x 610mm)	
Velocity (fpm)	Pressure Drop (in. wg)
732.4	.07
1009	.13
1492	.28
2020	.51
2486	.77
3043	1.15
3466	1.49
4012	1.98

36 x 36 (914mm x 914mm)	
Velocity (fpm)	Pressure Drop (in. wg)
1001	.13
1497	.28
2014	.50
2517	.78
3016	1.12
3530	1.52
4074	2.03

12 x 48 (305mm x 1219mm)	
Velocity (fpm)	Pressure Drop (in. wg)
736.8	.08
991.9	.15
1479	.33
2002	.61
2479	.93
3002	1.37
3508	1.87
4052	2.49

48 x 12 (1219mm x 305mm)	
Velocity (fpm)	Pressure Drop (in. wg)
733.4	.06
1005	.12
1495	.26
2020	.47
2510	.73
3052	1.08
3520	1.44
4100	1.95

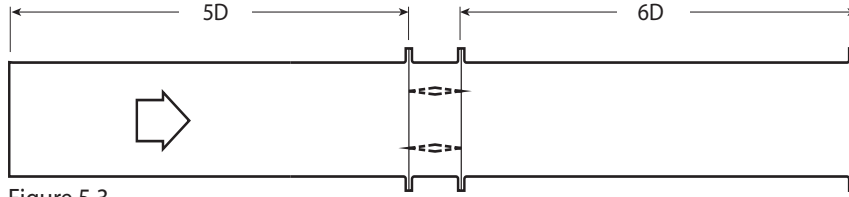
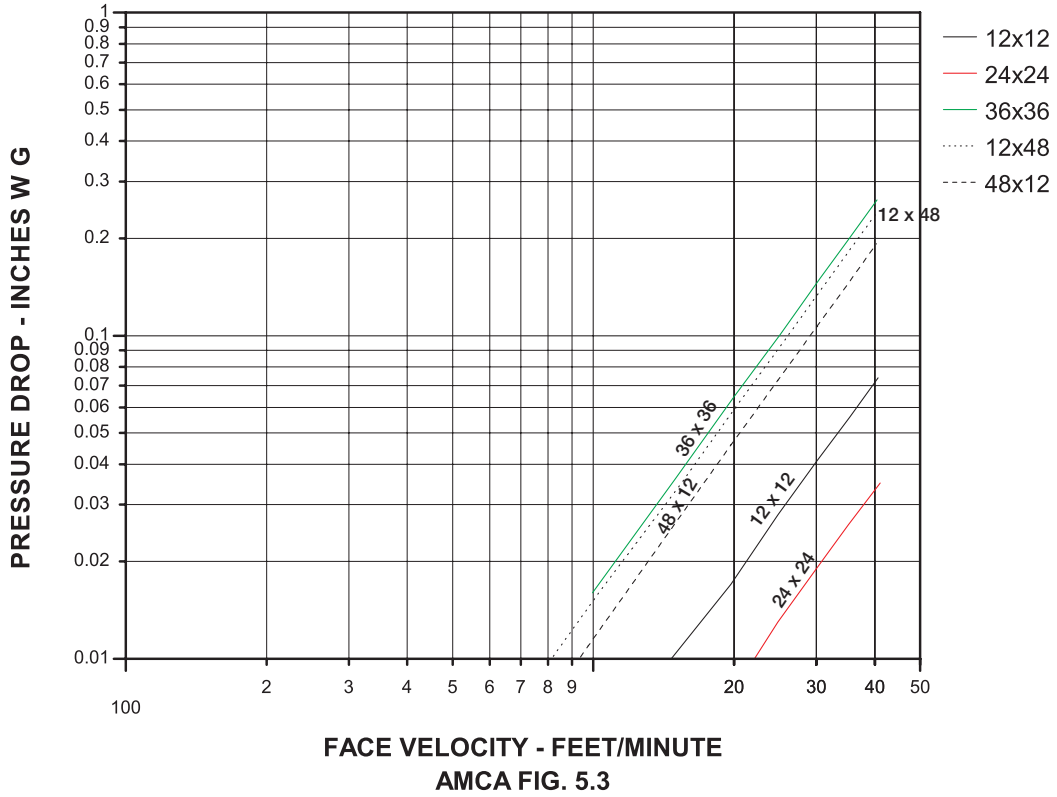


Figure 5.3



FACE VELOCITY - FEET/MINUTE
AMCA FIG. 5.3

12 x 12 (305mm x 305mm)	
Velocity (fpm)	Pressure Drop (in. wg)
744.1	.002
978.7	.004
1467	.01
1968	.02
2487	.03
3011	.04
3539	.06
4065	.07

24 x 24 (610mm x 610mm)	
Velocity (fpm)	Pressure Drop (in. wg)
1038	.002
1472	.004
2005	.008
2482	.01
3001	.02
3512	.03
4106	.04

36 x 36 (914mm x 914mm)	
Velocity (fpm)	Pressure Drop (in. wg)
996.2	.02
1495	.04
2005	.07
2511	.10
3050	.15
3503	.20
4043	.26

12 x 48 (305mm x 1219mm)	
Velocity (fpm)	Pressure Drop (in. wg)
728.9	.01
1027	.02
1544	.04
2013	.06
2516	.09
2995	.13
3497	.18
4043	.24

48 x 12 (1219mm x 305mm)	
Velocity (fpm)	Pressure Drop (in. wg)
750.7	.08
977.9	.14
1514	.33
2021	.59
2542	.93
3011	1.30
3526	1.79
4025	2.33

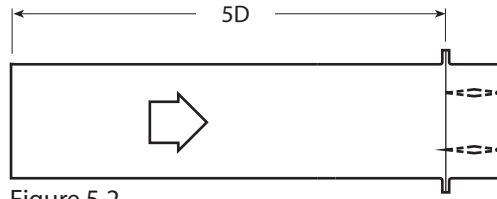
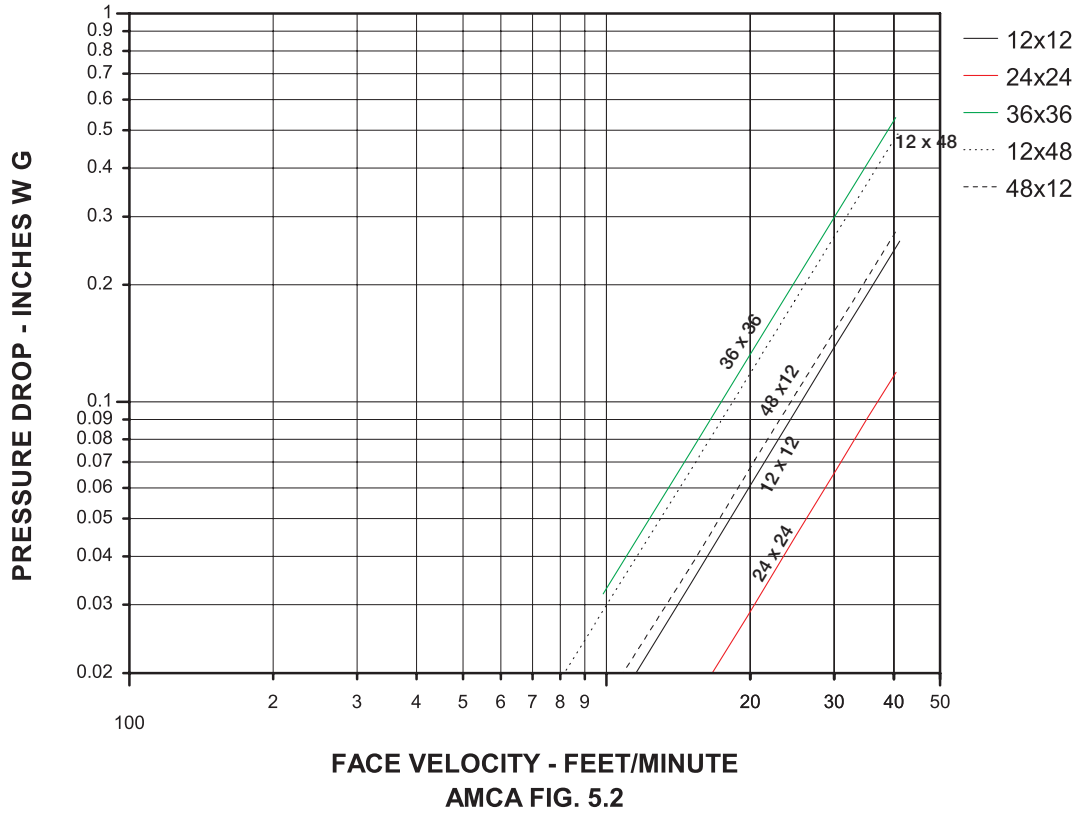


Figure 5.2



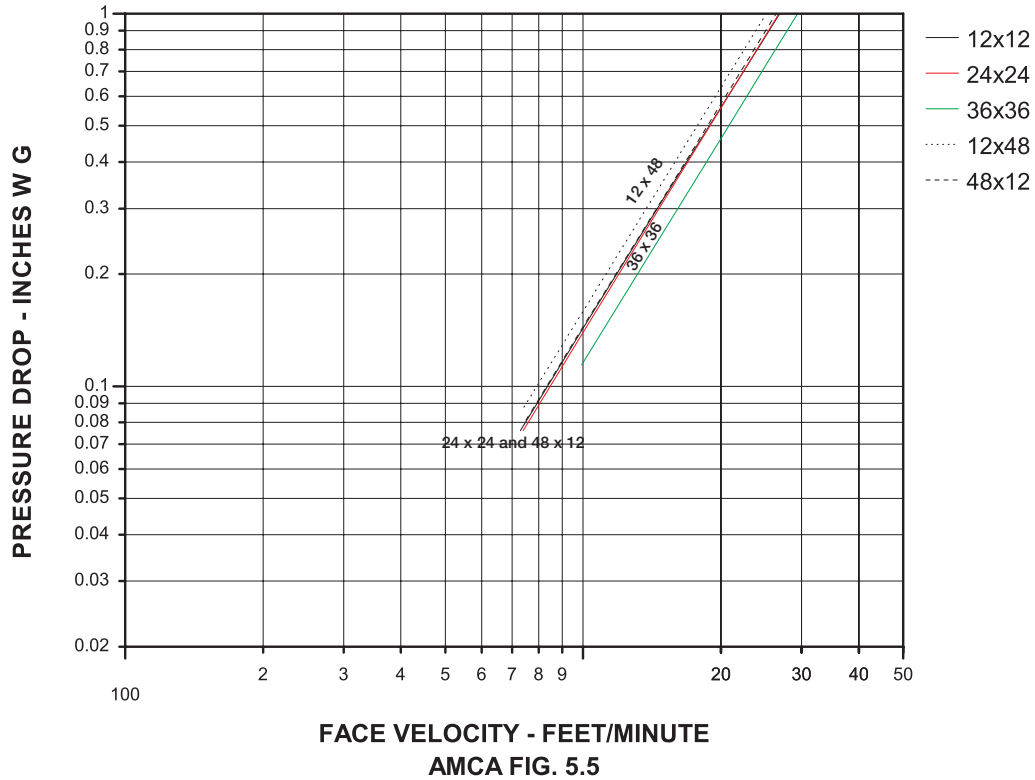
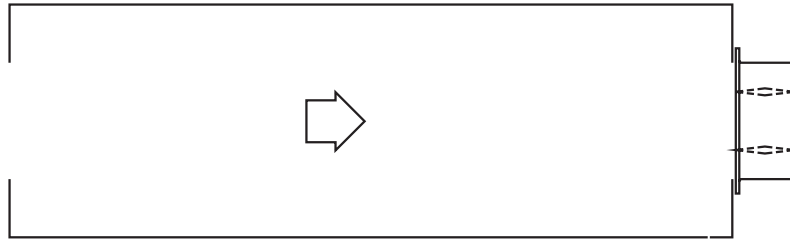
12 x 12 (305mm x 305mm)	
Velocity (fpm)	Pressure Drop (in. wg)
747.4	.01
997.1	.02
1500	.03
2005	.06
2496	.10
3001	.14
3491	.19
4118	.26

24 x 24 (610mm x 610mm)	
Velocity (fpm)	Pressure Drop (in. wg)
728.9	.01
998	.01
1487	.02
1973	.03
2492	.05
3038	.07
3528	.09
4044	.12

36 x 36 (914mm x 914mm)	
Velocity (fpm)	Pressure Drop (in. wg)
984.2	.03
1510	.08
2035	.14
2510	.21
2994	.30
3520	.41
4035	.54

12 x 48 (305mm x 1219mm)	
Velocity (fpm)	Pressure Drop (in. wg)
729.5	.02
1001	.03
1518	.07
2008	.12
2482	.18
2999	.27
3524	.37
4071	.49

48 x 12 (1219mm x 305mm)	
Velocity (fpm)	Pressure Drop (in. wg)
736.8	.01
965.4	.02
1489	.04
2050	.07
2509	.11
2972	.15
3508	.21
4055	.27



12 x 12 (305mm x 305mm)	
Velocity (fpm)	Pressure Drop (in. wg)
747.4	.01
997.1	.02
1500	.03
2005	.06
2496	.10
3001	.14
3491	.19
4118	.26

24 x 24 (610mm x 610mm)	
Velocity (fpm)	Pressure Drop (in. wg)
728.9	.01
998	.01
1487	.02
1973	.03
2492	.05
3038	.07
3528	.09
4044	.12

36 x 36 (914mm x 914mm)	
Velocity (fpm)	Pressure Drop (in. wg)
984.2	.03
1510	.08
2035	.14
2510	.21
2994	.30
3520	.41
4035	.54

12 x 48 (305mm x 1219mm)	
Velocity (fpm)	Pressure Drop (in. wg)
729.5	.02
1001	.03
1518	.07
2008	.12
2482	.18
2999	.27
3524	.37
4071	.49

48 x 12 (1219mm x 305mm)	
Velocity (fpm)	Pressure Drop (in. wg)
736.8	.01
965.4	.02
1489	.04
2050	.07
2509	.11
2972	.15
3508	.21
4055	.27

