

Part number 465915
Installation Instruction Supplement for
SMD, SESMD, & SSSMD Series
Smoke Dampers and
FSD, FSD-3XXV, SEFSD, & SSFSD Series
Combination Fire Smoke Dampers

with Factory Mounted No Flow Duct Smoke Detectors

Refer to:

'Installation Instructions for SMD, SESMD, and SSSMD Series Leakage Rated Smoke Dampers' (Part #461338)

or

'Installation Instructions for CFSD, FSD, DFD, SEFSD, SSFSD Series Combination Fire Smoke Dampers' and (Part#461336) and FSD-3XXV series (Part #461666) for additional details

NOTES

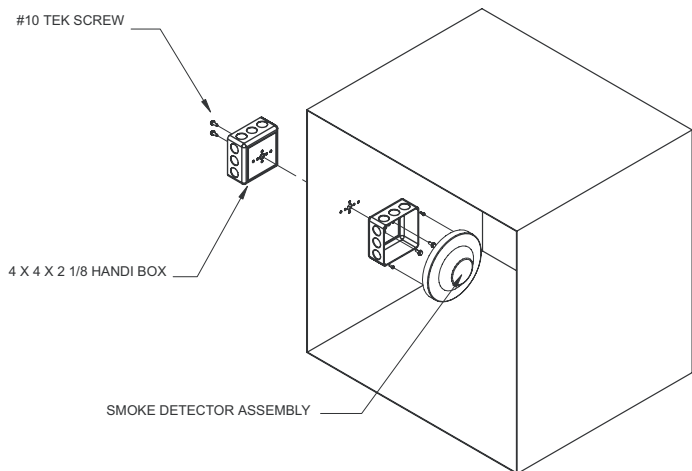


1. Minimum air velocity for smoke detector operation is 0 fpm. Maximum is 3000 fpm.
2. Model 2151 low profile smoke detector is mounted to a standard electrical box within the duct. The twist-in/twist-out head allows easy removal from the base for quick cleaning and maintenance.
3. Smoke detector specifications are:
 Operating temperature rating: 32°F to 120°F (0°C to 49°C)
 Operating humidity range: 10% to 93% RH
 Operation voltage: 120 VAC
4. Refer to System Sensor, 2151, Installation and Maintenance Instructions for further installation details.
5. Refer to System Sensor, 2151, Installation and Maintenance Instructions for maintenance and field tests.
6. System Sensor
 3825 Ohio Avenue
 St. Charles, IL 60174
 Phone: 1-800-736-7672
 Fax: 1-630-377-6495
 Website: www.systemsensor.com

UL CLASSIFIED (see complete marking on product)

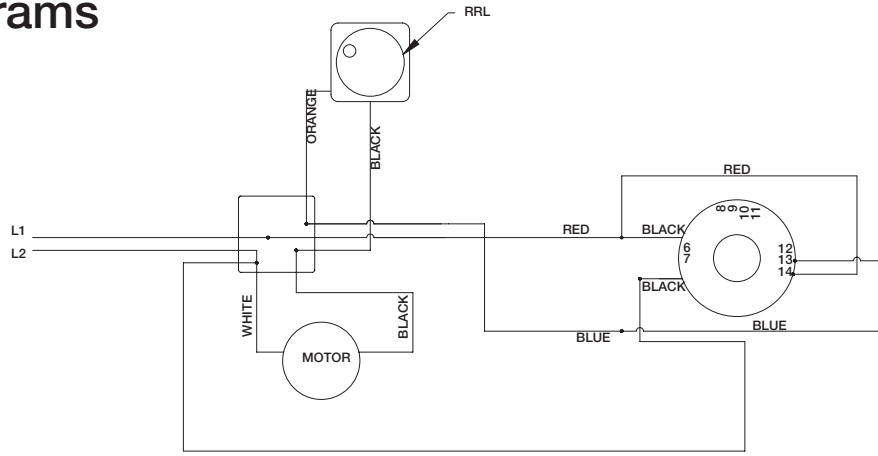
UL CLASSIFIED to Canadian safety standards (see complete marking on product)

Standard 555 (Listing #R13317)

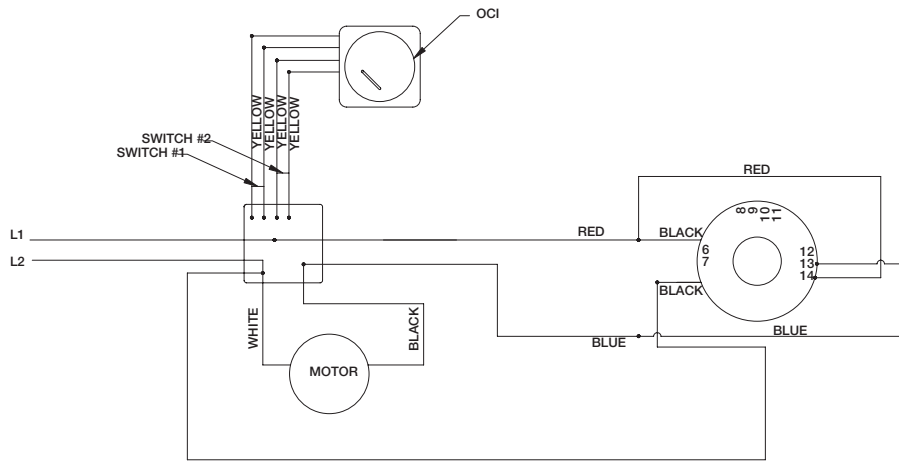
Standard 555S (Listing # R13447)



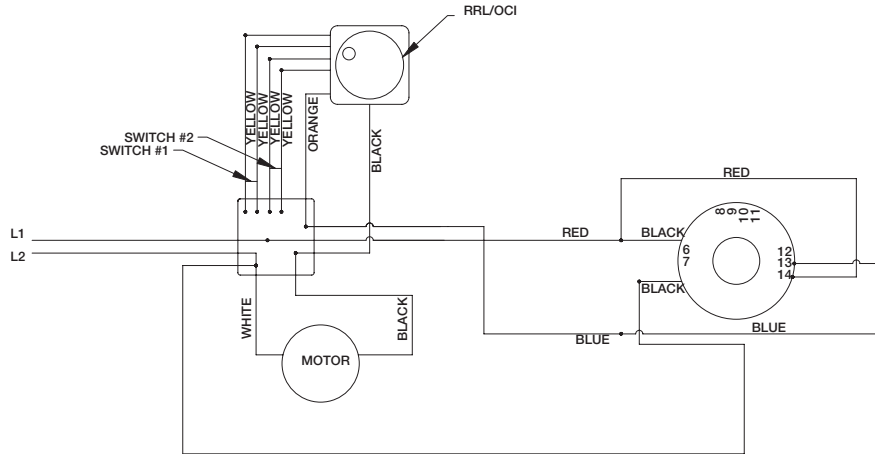
Wiring Diagrams



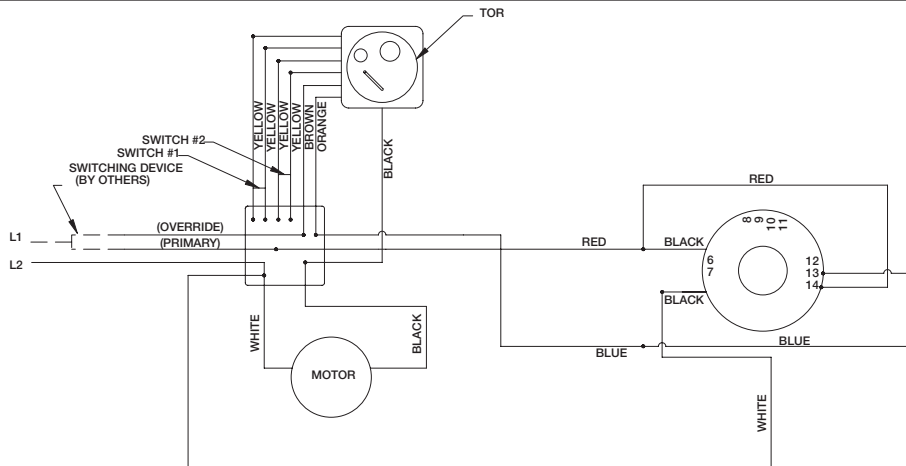
RRL



OCI

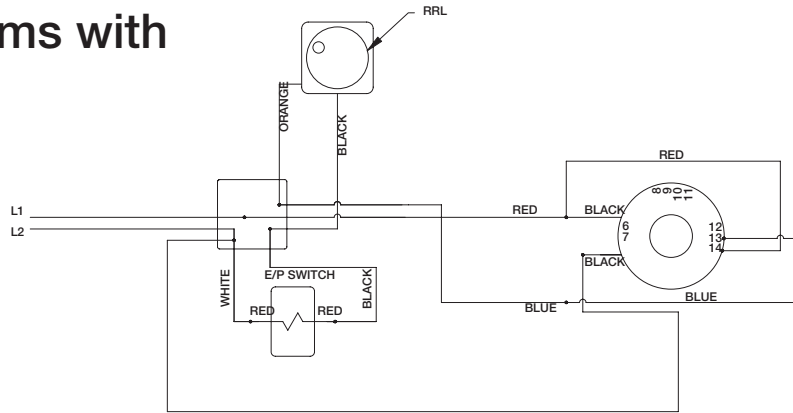


RRL/OCI

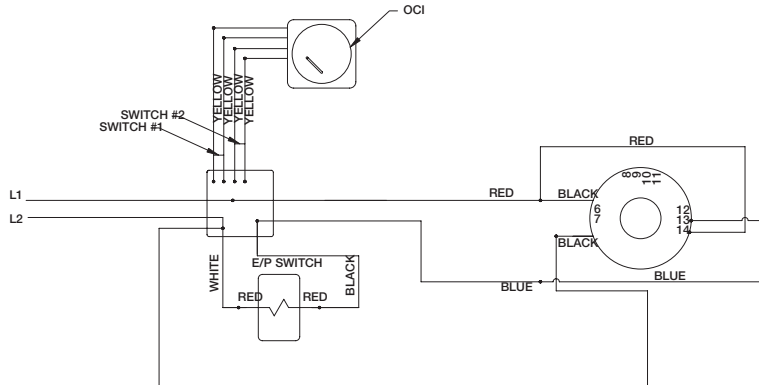


TOR

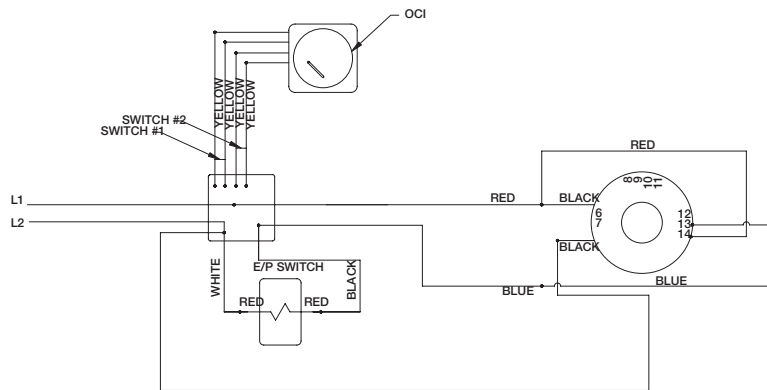
Wiring Diagrams with EP Switch



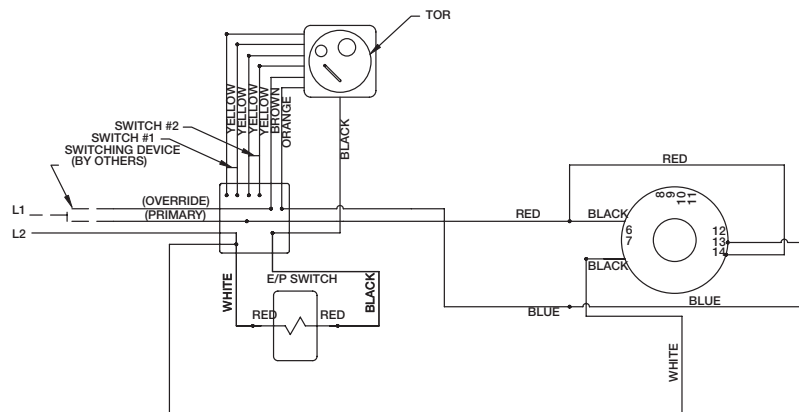
RRL



OCI



RRL/OCI



TOR

