

Assembly Instructions

Please read these instructions carefully before attempting to assemble the product described. Protect yourself and others by observing all safety information. Failure to comply with instructions could result in personal injury and/or property damage!

1. Upon receiving kit, check for any damage and report it immediately to the shipper. Also, check to see that all parts are accounted for (see reverse side for parts list).
2. Determine desired location of mounting bracket on SP/CSP fan, 9/64 inch diameter holes are factory prepunched for attaching mounting brackets. If different locations are desired, drilling will be required.

CAUTION: When drilling be certain not to penetrate motor or electrical components.

3. Insert neoprene grommets into large holes in mounting brackets. Thread one nut into each 1/4-20 threaded support rod (supplied by others) followed by one flat washer and a shaft sleeve. Insert end of support rod and sleeve into grommet. Install another flat washer and nut on end of support rod, refer to Figure 1.
4. Install hanging support rods using the following vibration isolator centerline dimensions shown in table below.
5. Adjust support rods as required and tighten all fasteners.

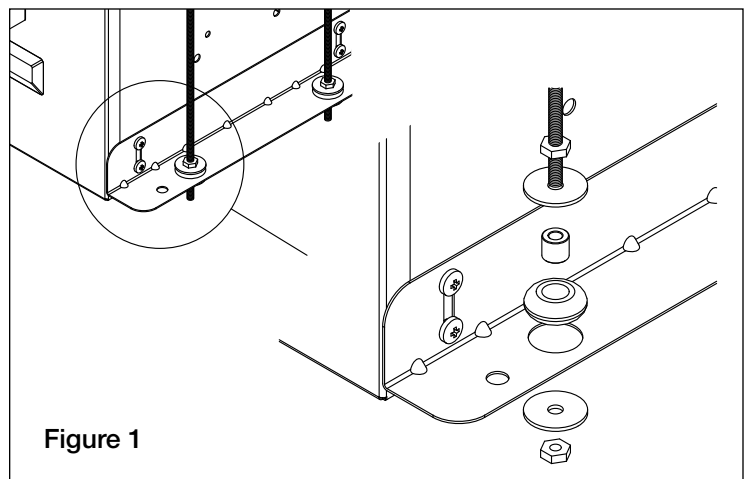


Figure 1

Isolator Centerline Dimensions		
Unit Size	A	B
B50-B200	4½ (114)	15⅝ (397)
A50-A190	5½ (140)	14⅝ (371)
A200-A390	6¾ (171)	15½ (394)
A410, A510, A710, A780	9¼ (235)	19⅝ (497)
A700	5½ (140)	25⅝ (638)
A900-A1050, A1410-A1550	9¼ (235)	25⅝ (645)
A1750, A2150	9¼ (235)	36¾ (933)
A3600	9¼ (235)	48⅝ (1235)

All dimensions shown in inches (millimeters).

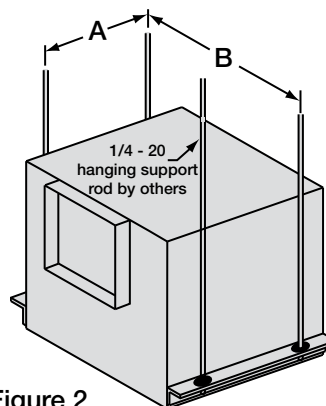


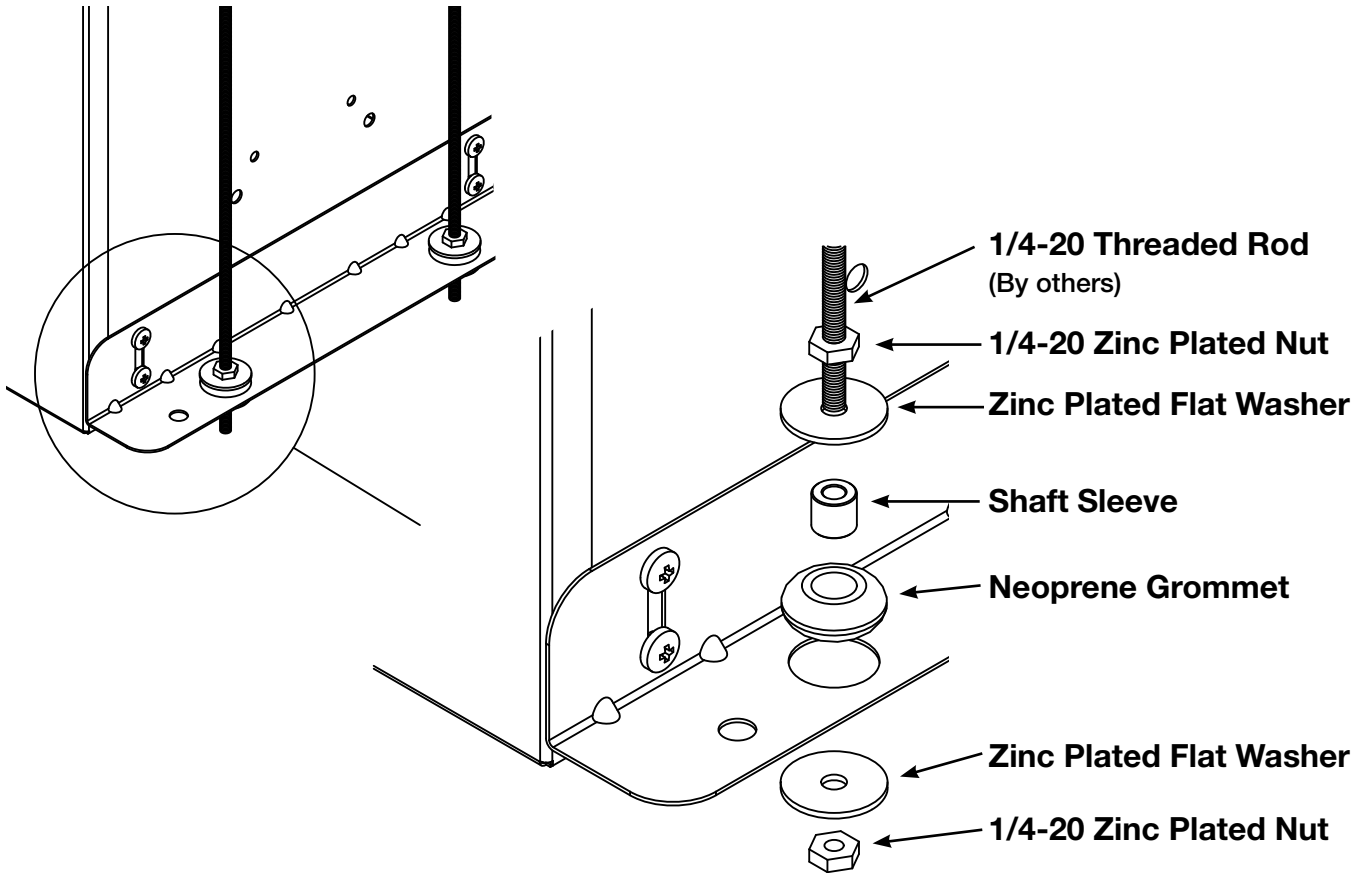
Figure 2

Maintenance

All fasteners should be checked for tightness each time maintenance checks are performed prior to restarting unit. A proper maintenance program will help these units deliver years of dependable service.

NOTE: Make certain unit is not capable of operation during repairs.

Hanging Vibration Isolator Parts List



Quantity	Part Number	Item Description
4	370007	Neoprene Grommets
8	415386	1/4-20 Zinc Plated Nuts
8	415140	Zinc Plated Flat Washers
4	472045	3/8 x 1/4 Shaft Sleeves



Phone: (715) 359-6171 • Fax: (715) 355-2399 • E-mail: gfcinfo@greenheck.com • Website: www.greenheck.com